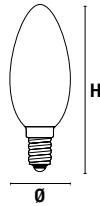




C35 CHAMA OPAL



CODE	WATT (W)	BASE	COLOUR Temp(K)	CRI (Ra)	ANGLE (°)	LUMEN (Lm)	VOLT (V)	PF (µF)	FINISH	CLASS	LIFESPAN (h)	DIMENSION		PACKING QTY		
												Ø(mm)	H(mm)	Ind.	Int.	Ext.
0491530150	15	E14	2.700	100	360	120	230	1	Opal	E	1.000	35	100	1	10	100

A60 STANDARD LUZ DO SOL



CODE	WATT (W)	BASE	COLOUR Temp(K)	CRI (Ra)	ANGLE (°)	LUMEN (Lm)	VOLT (V)	PF (µF)	FINISH	CLASS	LIFESPAN (h)	DIMENSION		PACKING QTY		
												Ø(mm)	H(mm)	Ind.	Int.	Ext.
0491530215	25	E27	6.500	100	360	230	230	1	Daylight	E	1.000	60	105	1	10	100
1541530021	100	E27	6.500	100	360	1340	230	1	Daylight	E	1.000	60	105	1	10	100

INCANDESCENT