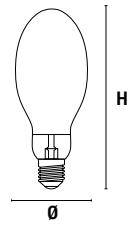

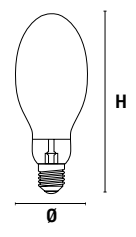


**MIX-ED**



CODE	WATT (W)	BASE	COLOUR Temp(K)	CRI (Ra)	ANGLE (°)	LUMEN (Lm)	LAMP Current (A)	PF (µF)	FINISH	CLASS	LIFESPAN (h)	DIMENSION		PACKING QTY		
												Ø(mm)	H(mm)	Ind.	Int.	Ext.
1181580085	160	E27	3.600	>60	360	3.200	0,8	1	Opal	C	10.000	75	170	1	5	25

**MIX-ED**



CODE	WATT (W)	BASE	COLOUR Temp(K)	CRI (Ra)	ANGLE (°)	LUMEN (Lm)	LAMP Current (A)	PF (µF)	FINISH	CLASS	LIFESPAN (h)	DIMENSION		PACKING QTY		
												Ø(mm)	H(mm)	Ind.	Int.	Ext.
1871580007	250	E40	3.600	>60	360	5.600	1,14	1	Opal	C	10.000	90	230	1	5	25