

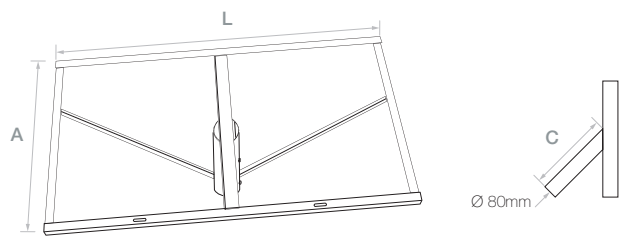


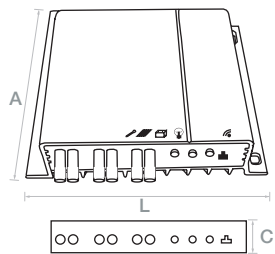
Painel Solar
Solar panel
Panneau solaire
Panel solar

| | WATT (W) |  -40°C +80°C |  1000W/m ² (25°C) | CxLxA (mm) |
|------------|----------|---|---|-------------|
| Panel 120W | 120 | -40°C +80°C | 1000W/m ² (25°C) | 37x1180x665 |
| Panel 100W | 100 | -40°C +80°C | 1000W/m ² (25°C) | 37x995x665 |



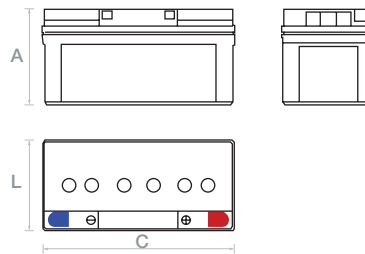
Estrutura Metálica
Metal structure
Structure métallique
Estructura metálica

| | CxLxA (mm) |
|--------|--------------|
| 120W | 210x1180x665 |
| 2x100W | 210x2000x665 |





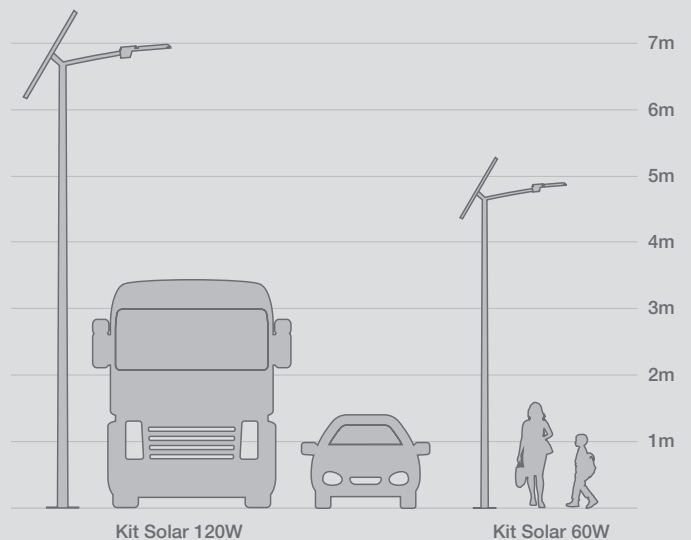
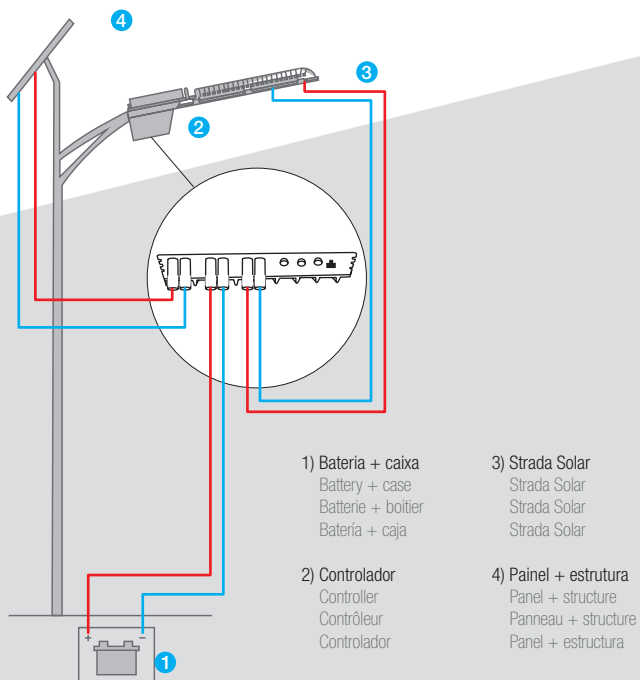
Controlador
Controller
Contrôleur
Controlador

| | WATT (W) | AMP | V out | V | CxLxA (mm) |
|--------|----------|-----|--------|----------|------------|
| CNT60 | 60 | 10 | 15-60V | 12/24Vdc | 25x90x90 |
| CNT120 | 120 | 15 | 15-60V | 12/24Vdc | 25x90x90 |



Bateria
Battery
Batterie
Batería

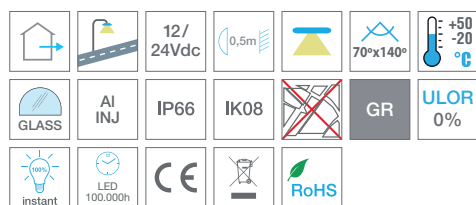
| | V | AMP |  -35°C +60°C |  (store) 0°C-35°C | CxLxA (mm) |
|-------|-------|------|---|--|-------------|
| 70Ah | 12Vdc | 17,5 | -35°C +60°C | 0°C-35°C | 350x166x174 |
| 120Ah | 12Vdc | 30 | -35°C +60°C | 0°C-35°C | 406x174x232 |



STRADA SOLAR



Especificações | Specifications | Spécifications | Especificaciones



LL/CW= 97,72

Especificações LED | LED specifications | Spécifications de la LED | Especificaciones del LED



Opcional | Optional | Optionnel | Opcional

| | Quantity | REF |
|--|----------|--------------------|
| Painel Solar/ Solar Panel/ Panneau solaire/ Panel solar 120W | 1 | 60W (1970750053C) |
| Controlador/ Controller/ Contrôleur/ Controlador | 1 | |
| Bateria/ Battery/ Batterie/ Bateria 70Ah | 1 | |
| Estrutura/ Structure/ La structure/ Estructura | 1 | |
| Caixa p/ bateria/ Battery Box/ Boîtier de batterie/ Caja bateria | 1 | |
| ----- | | |
| Painel Solar/ Solar Panel/ Panneau solaire/ Panel solar 100W | 2 | 120W (1970750054C) |
| Controlador/ Controller/ Contrôleur/ Controlador | 1 | |
| Bateria/ Battery/ Batterie/ Bateria 120Ah | 2 | |
| Estrutura/ Structure/ La structure/ Estructura | 1 | |
| Caixa p/ bateria/ Battery Box/ Boîtier de batterie/ Caja bateria | 2 | |

| COD | WATT (W) | LUMEN (lm) | CxLxAxD (mm) |
|-------------|----------|------------|----------------|
| 1970750053C | 60 | 6000 | 500x267x134x60 |
| 1970750054C | 120 | 12000 | 632x267x134x60 |

Dimensões | Dimensions | Dimensions | Dimensiones

