

ANTARES



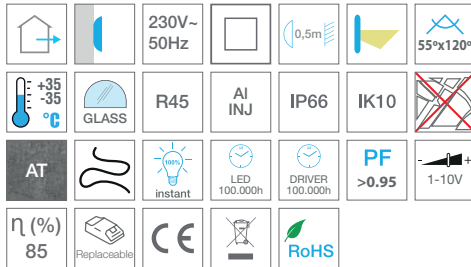
LED



LUMILEDS
LED CHIPS

IK10

Especificações | Specifications | Spécifications | Especificaciones



LL/CW= 113,55

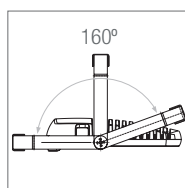
Especificações LED | LED specifications | Spécifications de la LED | Especificaciones del LED



Opcional | Optional | Optionnel | Opcional



Outras Informações | Other information | Autres informations | Información adicional

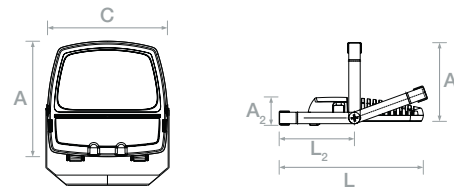


Fixação do ângulo
Angle mounting
Fixation de l'angle
Fijación del ángulo

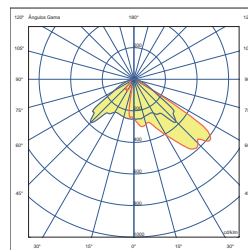
Angulo máximo admissível
Maximum allowable angle
Angle maximal autorisé
Ángulo máximo admisible

COD	WATT (W)	LUMEN (lm)	Ax ₂ x ₃ x ₃ x ₃ CxLxL ₂ (mm)
1580750811	224	26390	505x122x344,4x524,84x630,6x329,4
1580750812	256	30160	505x122x344,4x524,84x630,6x329,4
1580750813	288	33930	505x122x344,4x524,84x630,6x329,4
1580750814	320	37700	505x122x344,4x524,84x630,6x329,4

Dimensões | Dimensions | Dimensionen | Dimensiones



Fotometria | Photometry | Photométrie | Fotometría



36 LED 188W 33930lm