

OUTLET



BLINK[®]



Confiança. Os produtos e as soluções BLINK respondem a todas as exigências profissionais (e domésticas), superando as propostas legislativas sobre qualidade, elevada funcionalidade, durabilidade e desenho.

BLINK oferece o que profissionais e consumidores desejam de uma marca: confiança.



Link do Site Blink onde pode encontrar toda a informação da marca.

Blink Site Link where you can find all brand information.

Blink Site Link où vous pouvez trouver toutes les informations sur la marque.

Link del Sitio Blink donde puedes encontrar toda la información de la marca.

ÍNDICE GERAL

ILUMINAÇÃO

05	pag.	HAL / SL300	20	pag.	POLARIS
		HAL 500 PG	21	pag.	BASIC
06	pag.	HQI 70 / 150			MAXI
		REDONDO	22	pag.	FORMIS
07	pag.	OVAL M / P			ENERGY
		HARRIER	23	pag.	ROBIN
08	pag.	940707 / 940723 / 940700			PL SERIES
		L106	24	pag.	STILLE
09	pag.	MIX 8			MACAW LED
		CE 131D / 3032 / 3042	25	pag.	HYDRA
10	pag.	SORA			TOPAZIO
		TURMALINA	26	pag.	JADE / VISEU
11	pag.	RUDDY			SEGNO / TURQUESA / TL3011
		GLOBE	27	pag.	RUBI
12	pag.	PARK LED II			FARO
		PARK 5BE	28	pag.	PORTO
13	pag.	PARK 8 BE			BRAGA
		PARK ROUND	29	pag.	SAFIRA / TL5012 / ATHENA
14	pag.	ALPHA E			VIANA
		ALPHA S	30	pag.	AMETISTA / LINEA
15	pag.	GALAXY S-Q			FITA LED
		GALAXY-S OP	31	pag.	TECH 2000/3000
16	pag.	BETA			
		ORION			
17	pag.	9241			
		CRAKE / CRESTED			
18	pag.	EAGLE			
		VOLANS/OCTANS/CRUX			
19	pag.	ROUND			
		SCORPIOS			
20	pag.	SQUARE			

MATERIAL ELÉTRICO

33	pag.	SC27 / SLC14 / SLC27
		FLAT / FTB
		THINPROL
		WORKPROL
34	pag.	BM3 FOOT / 5T500
		BLOCK TOM

34	pag.	ENR BOX
		T.EPT
35	pag.	PROG SEMANAL
		CONT TRIF
		TIGER
		LIGCER
		TORIX
		TPT
36	pag.	CONJ
		UNIDADE
		19X20

CORTE E PROTEÇÃO

38	pag.	DISJ 1P 4.5KA
		DISJ 1P+N 4.5KA
		DISJ 2P 4.5KA
		DISJ 3P 4.5KA
39	pag.	DISJ 4P 4.5KA
		DISJ 1P 6KA
		DISJ 1P+N 6KA
		DISJ 2P 6KA
40	pag.	DISJ 3P 6KA
		DISJ 4P 6KA
		CONTACTO AUXILIAR
		BOBINE DISPARO
41	pag.	INTERRUPTORES
		SINALIZADORES
		INTERRUPTORES DIFERENCIAIS

42	pag.	INTERRUPTOR HORÁRIO
		CAMPAINHA
		PENTES
43	pag.	CORTA CIRCUITOS
		FUSÍVEIS CILINDRICOS
		FUSIVEIS NH
44	pag.	QUADROS MODULARES
		FICHAS CEE

ILUMINAÇÃO FESTIVA

47	pag.	ROLO C/ 10mts 3 VIAS
		ROLO C/ 100mts 2 VIAS
		ROLO C/ 100mts 3 VIAS
		ROLO C/ 10mts 3 VIAS LED
48	pag.	ROLO C/ 50mts 2 VIAS LED
		ROLO C/ 50mts 3 VIAS LED
		ROLO C/ 100mts 3 VIAS LED
		ACESSÓRIOS MANG. LED
49	pag.	ACESSÓRIOS MANG. LUMINOSA
		ACESSÓRIOS
		SÉRIE VELAS
		SÉRIE LED's HL-TL900
50	pag.	SÉRIE BAGO DE ARROZ
		REDE LUMINOSA EM LED
		DECORAÇÃO DE NATAL
51	pag.	DECORAÇÃO CONJUNTO DE NATAL

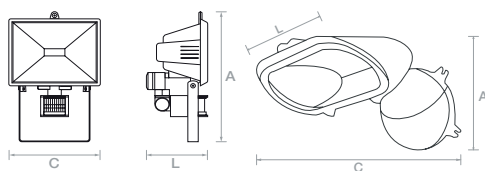
ILUMINAÇÃO



HAL / SL300



Dimensões | Dimensions | Dimensions | Dimensiones



COD	REF	WATT (W)	CxLxA (mm)
1370750001	HAL 150 PT	150	140x90x95
1370750002	Hal 150 BR	150	140x90x95
1370750003	Hal 150 VD	150	140x90x95
1370750030	Hal 1500 PT	1500	340x175x255
1370750050	Hal 150S PT	150	140x126x93
1370750051	Hal 150S BR	150	140x126x93
1370750060	Hal 500S PT	500	185x125x145
1370750061	Hal 500S BR	500	185x125x145

1370750112	SL300 VD	300	230x180x80

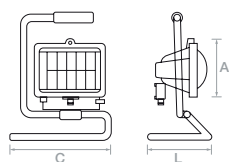
Especificações | Specifications | Spécifications | Especificaciones



HAL 500 PG

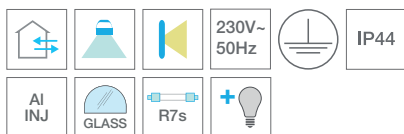


Dimensões | Dimensions | Dimensions | Dimensiones



COD	WATT (W)	CxLxA (mm)	Cabo (mm)
1370750041	500	255x203x142	1200

Especificações | Specifications | Spécifications | Especificaciones

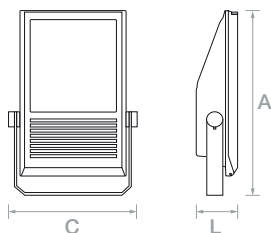


HQI 70 / 150



COD	REF	WATT (W)	CxLxA (mm)
1970750150	HQI PT	70	232x86x350
1970750151	HQI BR	70	232x86x350
1970750160	HQI CZ	70	232x86x350
1970750153	HQI BR	150	232x86x350

Dimensões | Dimensions | Dimensions | Dimensiones



Especificações | Specifications | Spécifications | Especificaciones

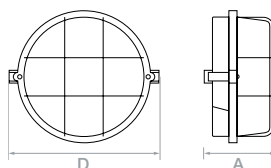


REDONDO



COD	REF	WATT (W)	DxA (mm)
1361520014	Redondo P AM	100	220x110
1361520011	Redondo P PT	100	220x110
1361520021	Redondo P VD	100	220x110

Dimensões | Dimensions | Dimensions | Dimensiones



Especificações | Specifications | Spécifications | Especificaciones

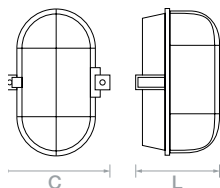


OVAL M / P



COD	REF	WATT (W)	CxLxA (mm)
1361520008	Oval P BR	60	125x110x175
1361520002	Oval P PT	60	125x110x175
1361520006	Oval P VD	60	125x110x175
1361520004	Oval P VM	60	125x110x175
1361520005	Oval P AM	60	125x110x175
1361520001	Oval M CZ	60	125x110x175

Dimensões | Dimensions | Dimensions | Dimensiones



Especificações | Specifications | Spécifications | Especificaciones

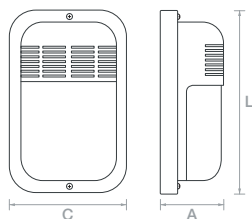


HARRIER




COD	WATT (W)	CxLxA (mm)
1180690026	60	160x250x95

Dimensões | Dimensions | Dimensions | Dimensiones



Especificações | Specifications | Spécifications | Especificaciones



940707 / 940723 / 940700



940707



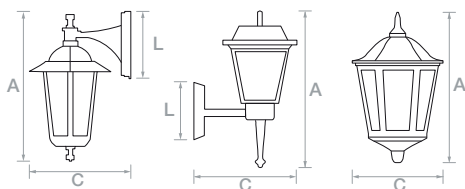
940723



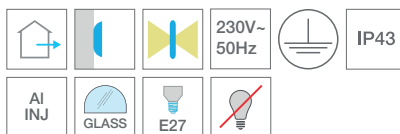
940700

COD	REF	WATT (W)	CxLxA (mm)
1180750026	940707 BR	60	200x125x340
1180750015	940723 VD	60	260x125x430
1180750013	940723 PT	60	150x125x335
1180750028	940700 PT	60	260x125x430

Dimensões | Dimensions | Dimensions | Dimensiones



Especificações | Specifications | Spécifications | Especificaciones

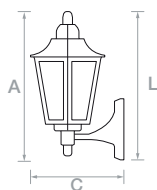


L106

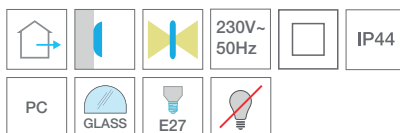


COD	WATT (W)	CxLxA (mm)
1370690041	60	250x125x400

Dimensões | Dimensions | Dimensions | Dimensiones




Especificações | Specifications | Spécifications | Especificaciones

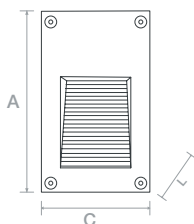


MIX 8




COD	WATT (W)	CxLxA (mm)	
1340690060	0,78	100x75x165	

Dimensões | Dimensions | Dimensions | Dimensiones



Especificações | Specifications | Spécifications | Especificaciones

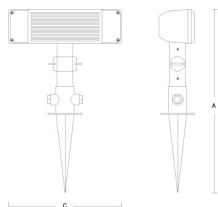


CE 131D / 3032 / 3042

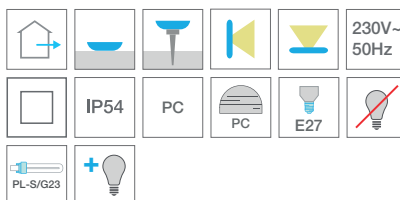


COD	REF	WATT (W)	CxA (mm)
1370750091	CE 131D	2x80	85x190
1440750340	CE 3032	9	235x180
1440750343	CE 3042	9	237x425

Dimensões | Dimensions | Dimensions | Dimensiones



Especificações | Specifications | Spécifications | Especificaciones

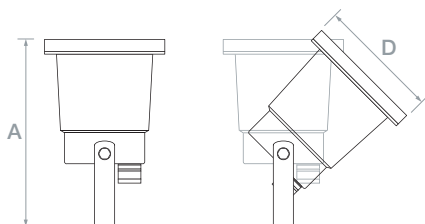


SORA



COD	WATT (W)	DxA (mm)
2740750018	50	95x135

Dimensões | Dimensions | Dimensions | Dimensiones



Especificações | Specifications | Spécifications | Especificaciones

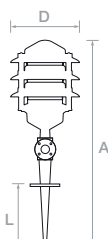


TURMALINA

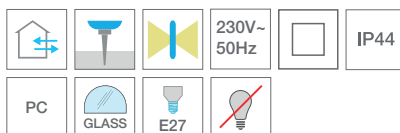


COD	WATT (W)	DxLxA (mm)
156023070	100	160x190x515

Dimensões | Dimensions | Dimensions | Dimensiones



Especificações | Specifications | Spécifications | Especificaciones

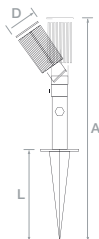


RUDDY



COD	WATT (W)	CxLxA (mm)
1370750080	80	73x186x435

Dimensões | Dimensions | Dimensions | Dimensiones



Especificações | Specifications | Spécifications | Especificaciones


			230V~ 50Hz		IP44
PC	E27				

GLOBE



COD	REF	WATT (W)	D (mm)
1341210070	Globe 200	40	195
1341210071	Globe 250	60	246
1341210072	Globe 300	100	285
1341210073	Globe 400	100	420
1341210075	Globe FM 200	40	195
1341210077	Globe FM 300	100	285

Dimensões | Dimensions | Dimensions | Dimensiones



www.blink.com.pt

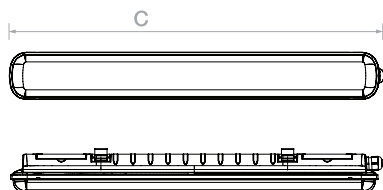
Especificações | Specifications | Spécifications | Especificaciones

			230V~ 50Hz		IP55
PC	PMMA		E27		

PARK LED II



Dimensões | Dimensions | Dimensions | Dimensiones




COD	WATT (W)	LUMEN (lm)	CxLxA (mm)	K
2760230001	18	1620	630x80x75	6000
2760230002	36	3240	1230x80x65	6000

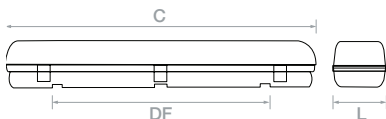
Especificações | Specifications | Spécifications | Especificaciones



PARK 5BE



Dimensões | Dimensions | Dimensions | Dimensiones



COD	REF	WATT (W)	MA	DF	CxLxA (mm)
1620230100	Park 5BE	1x14	6	350	675x88x75
1620230103	Park 5BE	1x49	12	860	1578x88x75
1620230104	Park 5BE	2x14	6	350	675x132x75
1620230105	Park 5BE	2x28	10	850	1278x132x75
1620230107	Park 5BE	2x49	12	860	1578x132x75


1620230050	Park 5BE E	1x14	6	350	675x88x75
1620230053	Park 5BE E	1x49	12	860	1578x88x75
1620230055	Park 5BE E	2x28	10	850	1278x132x75

1621000001 Mola aço

Especificações | Specifications | Spécifications | Especificaciones

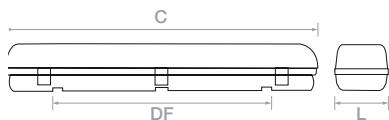


PARK 8



COD	REF	WATT (W)	MA	DF	CxLxA (mm)
1620230061	Park 8 E	2x18	6	350	675x132x88
1620230067	Park 8 BE E	2x18	6	350	675x132x88
1620230035	Mola aço				

Dimensões | Dimensions | Dimensions | Dimensiones



Especificações | Specifications | Spécifications | Especificaciones

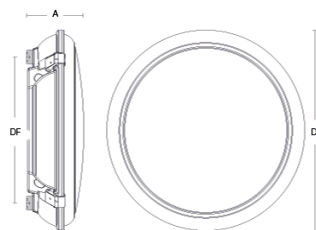


PARK ROUND



COD	WATT (W)	DxA (mm)	DF (mm)	CF	MA	K
1620230043	38	305x103	203	2	4	4200
1620230044	40	357x103	255	2	4	4200
1620230045	55	357x103	255	2	4	4200

Dimensões | Dimensions | Dimensions | Dimensiones




Especificações | Specifications | Spécifications | Especificaciones

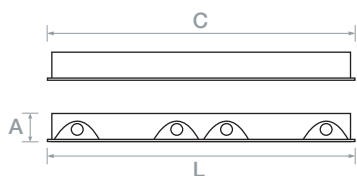


ALPHA E

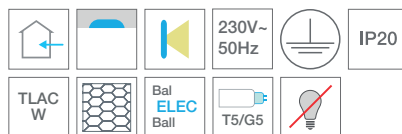


COD	WATT (W)	CxLxA (mm)	 (mm)
1570230040	4x14	595x595x57	574x574
1570230100	2x28	1195x295x57	1178x275
1570231001	3x28	1195x595x57	1178x578
1570230102	3x14	595x595x57	575x575

Dimensões | Dimensions | Dimensions | Dimensiones



Especificações | Specifications | Spécifications | Especificaciones

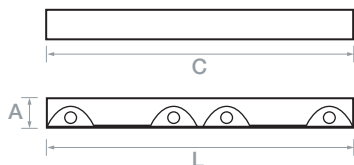


ALPHA S

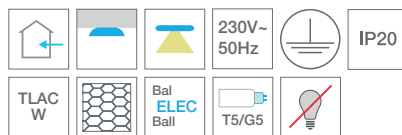


COD	WATT (W)	CxLxA (mm)
1570230150	2x28	1200x300x58
1570230151	4x14	599x599x58

Dimensões | Dimensions | Dimensions | Dimensiones



Especificações | Specifications | Spécifications | Especificaciones

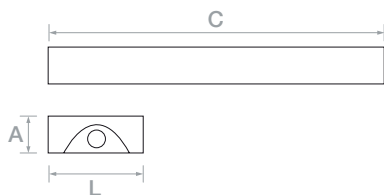


GALAXY S-Q

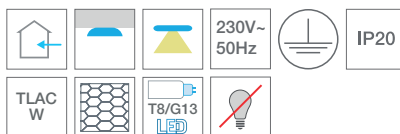


COD	WATT (W)	CxLxA (mm)
1570230038Q	1x600	623x198x70

Dimensões | Dimensions | Dimensions | Dimensiones



Especificações | Specifications | Spécifications | Especificaciones

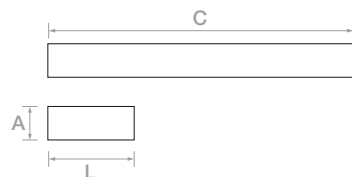


GALAXY-S OP

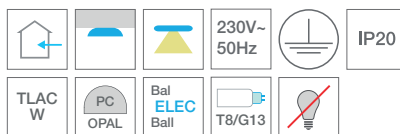


COD	WATT (W)	CxLxA (mm)
1570230159	1x36	1220x200x80

Dimensões | Dimensions | Dimensions | Dimensiones



Especificações | Specifications | Spécifications | Especificaciones

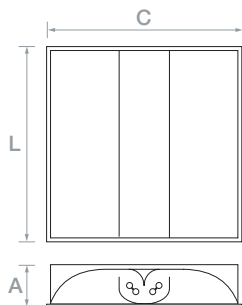


BETA



COD	WATT (W)	CxLxA (mm)	(mm)
1570230091	2x55	595x595x120	580x580x120

Dimensões | Dimensions | Dimensions | Dimensiones



Especificações | Specifications | Spécifications | Especificaciones

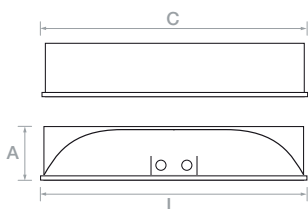


ORION

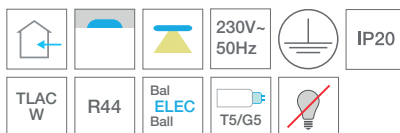


COD	WATT (W)	CxLxA (mm)	(mm)
1570230070	2x14	605x605x100	580x580

Dimensões | Dimensions | Dimensions | Dimensiones



Especificações | Specifications | Spécifications | Especificaciones



9241



COD	WATT (W)	D (mm)	⌀ (mm)
1180990017	50W(max)	50	32

Dimensões | Dimensions | Dimensions | Dimensiones



Especificações | Specifications | Spécifications | Especificaciones



CRAKE / CRESTED



Crake



Crested

COD	REF	WATT (W)	CxLxA (mm)	⌀ (mm)
1340990002	Crake CZ	50	80x30	70
1340990008	Crested BR	50	67x67x19	60
1340990009	Crested Aço	50	67x67x19	60

Dimensões | Dimensions | Dimensions | Dimensiones



Especificações | Specifications | Spécifications | Especificaciones

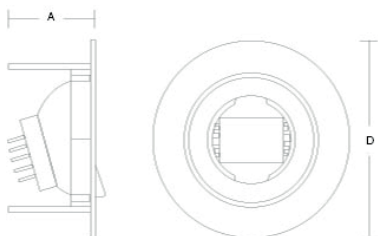


EAGLE




COD	REF	WATT (W)	DxA (mm)	⌀ (mm)
1340990003	Eagle CZ	50	105x60	90

Dimensões | Dimensions | Dimensions | Dimensiones



Especificações | Specifications | Spécifications | Especificaciones



VOLANS/OCTANS/CRUX



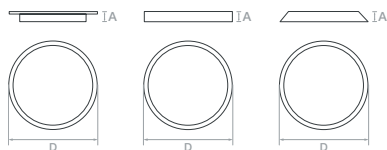
Volans

Octans

Crux

COD	REF	WATT (W)	DxA (mm)	⌀ (mm)
1340990015	Volans BR	9W	80x5	70
1340990011	Volans CZ	9W	80x5	70
1340990018	Octans BR	9W	80x5	--
1340990014	Octans CZ	9W	80x5	--
1340990017	Crux BR	9W	80x5	--
1340990013	Crux CZ	9W	80x5	--
1340080060	Gx53	--	--	--

Dimensões | Dimensions | Dimensions | Dimensiones



Especificações | Specifications | Spécifications | Especificaciones

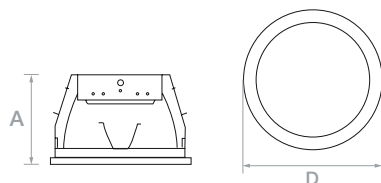


ROUND



COD	REF	WATT (W)	DxA (mm)	⌀ (mm)
1340750180	Round BR	2x42	270x170	255
1340750181	Round CZ	2x42	270x170	255

Dimensões | Dimensions | Dimensions | Dimensiones



Especificações | Specifications | Spécifications | Especificaciones

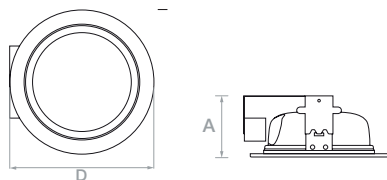


SCORPIOS

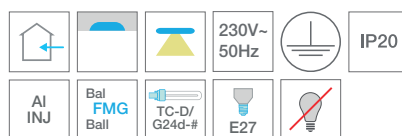


COD	REF	WATT (W)	DxA (mm)	⌀ (mm)
1340750055	Scorpios Aço	2x18	227x110	195
1340750047	Scorpios Aço	2x18	227x110	195
1340750053	Scorpios Aço	2x26	227x110	195
1340750048	Scorpios Aço	2x26	227x110	195
1340750203	Scorpios Aço	2x15	227x110	195
1340750201	Scorpios Aço	2x15	227x110	195
1340750049	Scorpios BR	2x18	227x110	195
1340750056	Scorpios BR	2x18	227x110	195
1340750050	Scorpios BR	2x26	227x110	195
1340750202	Scorpios BR	2x15	227x110	195


Dimensões | Dimensions | Dimensions | Dimensiones




Especificações | Specifications | Spécifications | Especificaciones

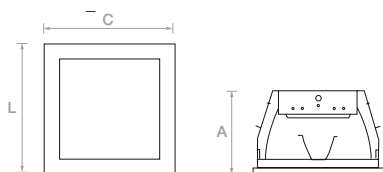


SQUARE



COD	WATT (W)	DxA (mm)	 (mm)
1340750190	2x42	270x270x170	252x252

Dimensões | Dimensions | Dimensions | Dimensiones



Especificações | Specifications | Spécifications | Especificaciones

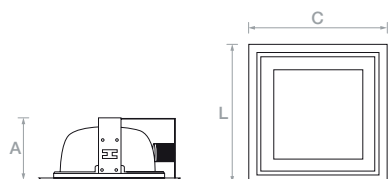


POLARIS



COD	REF	WATT (W)	CxLxA (mm)	 (mm)
1340750110B	Polaris I BR	2x18	188x188x105	157x157
1340750090B	Polaris I BR	2x15	188x188x105	157x157
1340750111B	Polaris I Aço	2x18	188x188x105	157x157
1340750060	Polaris II BR	2x18	230x230x110	205x205
1340750061B	Polaris II BR	2x26	230x230x110	205x205
1340750080	Polaris II BR	2x15	230x230x110	205x205
1340750065B	Polaris II Aço	2x18	230x230x110	205x205
1340750085	Polaris II Aço	2x15	230x230x110	205x205

Dimensões | Dimensions | Dimensions | Dimensiones



Especificações | Specifications | Spécifications | Especificaciones



BASIC



COD	REF	WATT (W)	CxLxA (mm)	⌀ (mm)
1340750070B	Basic BR	2x18	228x228x100	200
1340750071B	Basic BR	2x26	228x228x100	200
1340750073B	Basic BR	2x15	228x228x100	200
1340750075B	Basic AÇO	2x18	228x228x100	200
1340750076B	Basic AÇO	2x26	228x228x100	200

Dimensões | Dimensions | Dimensions | Dimensiones



Especificações | Specifications | Spécifications | Especificaciones

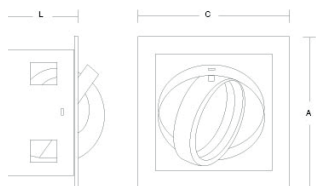


MAXI

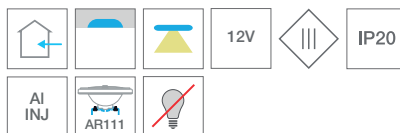


COD	REF	WATT (W)	CxLxA (mm)	⌀ (mm)
1340750127	Maxi 2	2x50	345x185x106	320x158
1340750135	Maxi 4 BR	4x50	350x350x106	320x315
1340750136	Maxi 4 PT	4x50	350x350x106	320x315
1340750137	Maxi 4 CZ	4x50	350x350x106	320x315
1340750140	Maxi 4L BR	4x50	660x185x106	620x158
1340750142	Maxi 4L CZ	4x50	660x185x106	620x158
1340750141	Maxi 4L PT	4x50	660x185x106	620x158

Dimensões | Dimensions | Dimensions | Dimensiones



Especificações | Specifications | Spécifications | Especificaciones

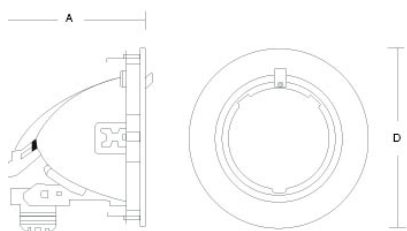


FORMIS




COD	WATT (W)	DxA (mm)	⌀ (mm)
1340750161	70	170x130	157

Dimensões | Dimensions | Dimensions | Dimensiones



Especificações | Specifications | Spécifications | Especificaciones

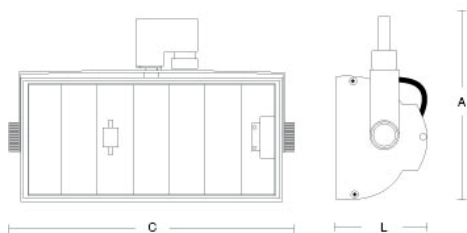


ENERGY



COD	REF	WATT (W)	CxLxA (mm)
1340750170	Energy BR	18	335x190x135
1340750171	Energy PT	18	335x190x135
1340750172	Energy CZ	18	335x190x135

Dimensões | Dimensions | Dimensions | Dimensiones



Especificações | Specifications | Spécifications | Especificaciones

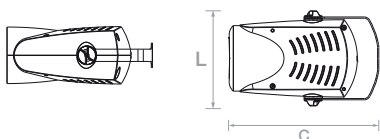


ROBIN



COD	WATT (W)	CxLxA (mm)
1580750453	1x150	365x140

Dimensões | Dimensions | Dimensions | Dimensiones



Especificações | Specifications | Spécifications | Especificaciones

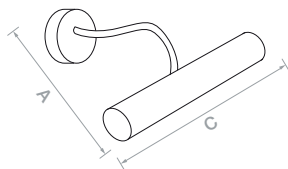


PL SERIES

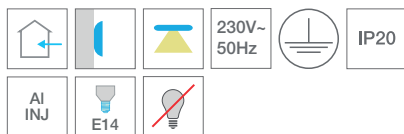


COD	REF	WATT (W)	CxA (mm)
1370230001	PL08	40	200x200
1370230002	PL12	2x40	300x200

Dimensões | Dimensions | Dimensions | Dimensiones



Especificações | Specifications | Spécifications | Especificaciones

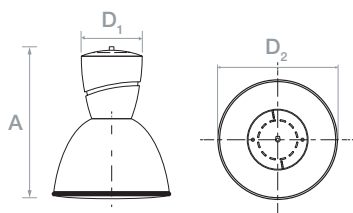


STILLE



COD	WATT (W)	D1xA (mm)	D2 (mm)
1580750802	150	428,5x171	334

Dimensões | Dimensions | Dimensions | Dimensiones



Especificações | Specifications | Spécifications | Especificaciones

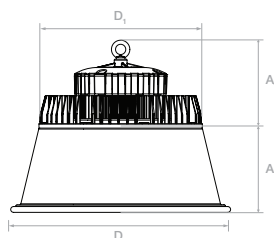


MACAW LED

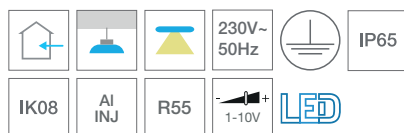


COD	REF	WATT (W)	A ₁ x D ₁ (mm)	AxD (mm)
2810970005	CAB Macaw	220	172x320	--
2810570013	REF 60°	--	--	165x427
2810570014	REF 120°	--	--	120x458

Dimensões | Dimensions | Dimensions | Dimensiones



Especificações | Specifications | Spécifications | Especificaciones




HYDRA



COD	WATT (W)	CxLxA (mm)
1340230130	1x18	630x60x82
1340230131	1x36	1250x60x82
1340230134	1x58	1550x60x82
1340230132	2x18	630x160x65
1340230133	2x36	1250x160x65

Dimensões | Dimensions | Dimensions | Dimensiones



Especificações | Specifications | Spécifications | Especificaciones

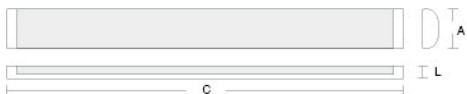


TOPAZIO

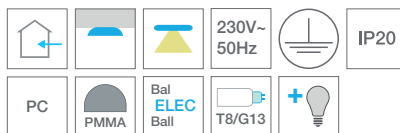


COD	WATT (W)	CxLxA (mm)	K
1560230072	2x14	620x121x51	4200

Dimensões | Dimensions | Dimensions | Dimensiones



Especificações | Specifications | Spécifications | Especificaciones



JADE / VISEU

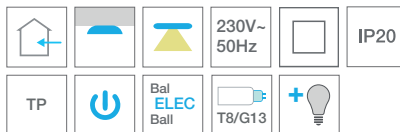


COD	REF	WATT (W)	CxLxA (mm)	K
1560230050	Jade	18	637x104x42	4200
1560230051	Jade	30	942x104x42	4200
1340230011	Viseu	18	679x103x41	4200
1340230012	Viseu	30	983x103x41	4200

Dimensões | Dimensions | Dimensions | Dimensiones



Especificações | Specifications | Spécifications | Especificaciones



SEGNO / TURQUESA / TL3011

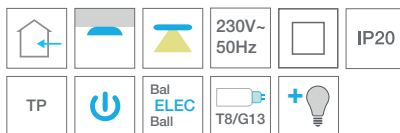


COD	REF	WATT (W)	CxLxA (mm)	K
0490230040	Segno	10	549x42x64	4200
0490230044	Segno	36	1279x42x64	4200
1560230032	Turquesa	58	1579x42x64	4200
1750230006	TL3011	58	1579x42x64	6000

Dimensões | Dimensions | Dimensions | Dimensiones



Especificações | Specifications | Spécifications | Especificaciones




RUBI



COD	WATT (W)	CxLxA (mm)	K
1560230040	8	347x85x35	4200
1560230041	13	575x85x35	4200
1560230042	21	913x85x35	4200

Dimensões | Dimensions | Dimensions | Dimensiones



Especificações | Specifications | Spécifications | Especificaciones


				230V~ 50Hz	
IP20	TP				

FARO



COD	WATT (W)	CxLxA (mm)	K
1340230110	18	637x30x48	4200
1340230111	30	945x30x48	4200

Dimensões | Dimensions | Dimensions | Dimensiones



Especificações | Specifications | Spécifications | Especificaciones


			230V~ 50Hz		IP20
TP		Bal ELEC Ball			

PORTO

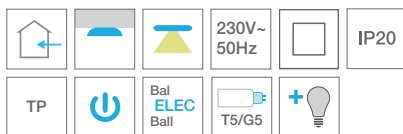


COD	WATT (W)	CxLxA (mm)	K
1340230001	6	285x22x43	4200
1340230003	13	585x22x43	4200
1340230004	16	660x22x43	4200
1340230007	35	1516x22x43	4200

Dimensões | Dimensions | Dimensions | Dimensiones



Especificações | Specifications | Spécifications | Especificaciones




BRAGA

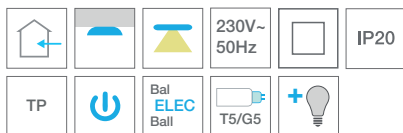


COD	WATT (W)	CxLxA (mm)	K
1340230028	6	283x22x43	4200
1340230055	16	625x22x43	4200

Dimensões | Dimensions | Dimensions | Dimensiones



Especificações | Specifications | Spécifications | Especificaciones



SAFIRA / TL5012 / ATHENA

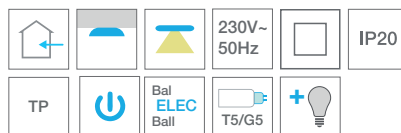


COD	REF	WATT (W)	CxLxA (mm)	K
1560230010	Safira	6	269x28x43	4200
1560230013	Safira	21	905x28x43	4200
1561000003	Safira conec ext	--	300	4200
1750230001	TL5012	8	345x28x43	4200
1750230004	TL5012	28	1205x28x43	4200
0490230050	Athena D	6	269x28x43	4200
0490230010	Athena	6	269x28x43	4200

Dimensões | Dimensions | Dimensions | Dimensiones



Especificações | Specifications | Spécifications | Especificaciones




VIANA

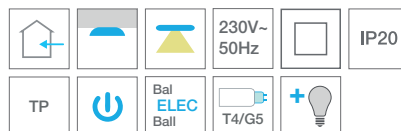


COD	WATT (W)	CxLxA (mm)	K
1340230050	6	250x22x43	4200
1340230051	8	370x22x43	4200
1340230052	12	400x22x43	4200
1340230053	16	495x22x43	4200
1340230054	20	600x22x43	4200

Dimensões | Dimensions | Dimensions | Dimensiones



Especificações | Specifications | Spécifications | Especificaciones




AMETISTA / LINEA

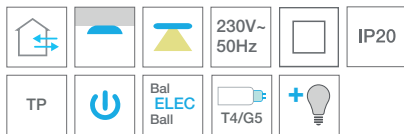


COD	REF	WATT (W)	CxLxA (mm)	K
1560230001	Ametista	16	525x22x44	4200
1561570001	Lamp Ametista	16	--	4200
1561570003	Lamp Ametista	24	--	4200
1561570004	Lamp Ametista	30	--	4200
0490230030	Linea	6	275x22x44	4200
0490230031	Linea	16	495x22x44	4200
0490230032	Linea	20	600x22x44	4200

Dimensões | Dimensions | Dimensions | Dimensiones



Especificações | Specifications | Spécifications | Especificaciones

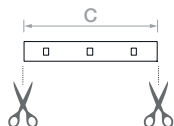
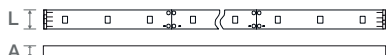


FITA LED




COD	REF	W/m	C (m)	LxA (mm)
2731000001	Fita Led RGB	14,4	1	14x8,5
2730970001	Cabo Acc Led	--	--	--
2730970002	Cabo Alim Led	--	--	--
2730660001	Perno Fita Led	--	--	--
2732050001	Topo Fita Led	--	--	--
2730660002	União Peq. Fita Led	--	--	--
2730660005	União Grad. Fita Led	--	--	--
2732050002	Curva Fita Led	--	--	--
2732050003	T Fita Led	--	--	--
2730560001	Cnt Rgb	--	--	--
2730660003	União Peq. Fita RGB	--	--	--
2730660006	União Grad. Fita RGB	--	--	--

Dimensões | Dimensions | Dimensions | Dimensiones



Especificações | Specifications | Spécifications | Especificaciones




TECH 2000/3000

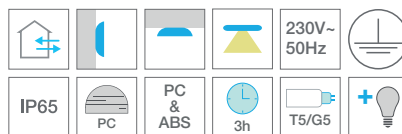


COD	REF	WATT (W)	CxLxA (mm)	⌚ (h)	K
1800230006	Tech2000M	1x8	350x120x78	3	6500
1800230008	Tech3000M	2x8	350x120x78	3	6500
1801000001	BandTech	--	--		6500

Dimensões | Dimensions | Dimensions | Dimensiones



Especificações | Specifications | Spécifications | Especificaciones



Possibilidade apenas função mantida.

MATERIAL ELÉTRICO



SC27 / SLC14 / SLC27



SC27



SLC14



SLC27

COD	REF	WATT (W)
1340080042	SC27 PT	60
1340080001	SLC14	60
1340080002	SLC27	60



FLAT / FTB



COD	REF	AMP (A)
2790030005	Flat BR	16
2790030006	Flat PT	16
1340030040	FTB16 PT	16



THINPROL



COD	REF		 (m)	AMP (A)	WATT (W)
2790810001	THINPROL 3153	3G1,5	3	16	3500
2790810002	THINPROL 3155	3G1,5	5	16	3500
2790810003	THINPROL 31510	3G1,5	10	16	3500
2790810004	THINPROL 31515	3G1,5	15	16	3500

WORKPROL



COD		 (m)	AMP (A)	WATT (W)
2790810005	3G1,5	5	16	3500

BM3 FOOT / 5T500



COD	REF				AMP (A)	WATT (W)
2790810010	BM3 Foot	3	3G1,5	1,5	16	3500
1000810014	5T500	5	3G1,5		16	3500

BLOCK TOM



COD				AMP (A)	WATT (W)
2790030001	2	3G1,0	1,5	16	2200

ENR BOX



COD				AMP (A)	WATT (W)
1421410015	4	3G1,0	5	16	2500

T.EPT



COD				AMP (A)	WATT (W)
1340040001	2	3G1,0	1,5	16	2500
1340040002	4	3G1,0	1,5	16	2500

PROG SEMANAL



COD		WATT (W)
1182190001	1	3500

CONT TRIF



COD

REF

1342920002

Cont Trif FF282

TIGER



COD

CxLxA
(W)

\mathcal{L}
(m)

WATT
(W)

1420610001

95x75x320

5

60

1420610002

95x75x320

10

60

LIGCER



COD



AMP
(A)

1340660010

2,5

5

1340660011

4/6

10

TORIX



COD



1340660015

1,5/2,5

TPT



COD

REF

L
(mm)

1340460001

TPT8

600(18W)

1340460002

TPT8

1200(36W)

1340460004

TPT5

549(14/24W)

1340460005

TPT5

849(21/39W)

1340460006

TPT5

1149(28/54W)

1340460007

TPT5

1449(35/49/80W)

CONJ



COD	REF	WATT (W)
1530970010	Conj115T8	1x15
1530970011	Conj118T8	1x18/20

UNIDADE



COD	REF	WATT (W)
1470970020	Unidade 113 M	1x13
1530970020	Unidade 113	1x13
1530970021	Unidade 118	1x18
1530970022	Unidade 126	1x26
1530970023	Unidade 213	2x13
1470970030	Unidade 213 M	2x13
1340970005	Unidade 213	2x13
1530970024	Unidade 218	2x18
1470970031	Unidade 218 M	2x18
1340970001	Unidade 218	2x18
1530970025	Unidade 226	2x26
1470970032	Unidade 226 M	2x26
1340970002	Unidade 226	2x26
1530970001	Unidade MH 35	35
1530970002	Unidade MH 70	70
1580970001	SIA1000 MH	1000 (9,5A)
1580970002	SIA3000 MH	1000 (8,2A)

19X20



COD	COR
1182350006B	Castanho

CORTE E PROTEÇÃO



DISJ 1P 4.5KA



COD	REF	AMP (A)
1700320052	D.C.4.5K.1.10A	10
1700320053	D.C.4.5K.1.16A	16
1700320054	D.C.4.5K.1.20A	20
1700320056	D.C.4.5K.1.32A	32
1700320057	D.C.4.5K.1.40A	40
1700320058	D.C.4.5K.1.50A	50

DISJ 1P+N 4.5KA



COD	REF	AMP (A)
1700320061	D.C.4.5K.1.10+N	10
1700320063	D.C.4.5K.1.20+N	20
1700320065	D.C.4.5K.1.32+N	32
1700320066	D.C.4.5K.1.40+N	40
1700320067	D.C.4.5K.1.50+N	50
1700320068	D.C.4.5K.1.63+N	63

DISJ 2P 4.5KA



COD	REF	AMP (A)
1700320075	D.C.4.5K.2.32A	32
1700320076	D.C.4.5K.2.40A	40
1700320077	D.C.4.5K.2.50A	50
1700320078	D.C.4.5K.2.63A	63

DISJ 3P 4.5KA



COD	REF	AMP (A)
1700320084	D.C.4.5K.3.25A	25
1700320086	D.C.4.5K.3.40A	40
1700320087	D.C.4.5K.3.50A	50
1700320088	D.C.4.5K.3.63A	63

DISJ 4P 4.5KA



COD	REF	AMP (A)
1700320091	D.C.4.5K.4.10A	10
1700320092	D.C.4.5K.4.16A	16
1700320093	D.C.4.5K.4.20A	20
1700320097	D.C.4.5K.4.50A	50

DISJ 1P 6KA



COD	REF	AMP (A)
1700320001	D.C.6K.1.06A	6
1700320002	D.C.6K.1.10A	10
1700320003	D.C.6K.1.16A	16

DISJ 1P+N 6KA



COD	REF	AMP (A)
1700320010	D.C.6K.1.06+N	6
1700320011	D.C.6K.1.10+N	10
1700320012	D.C.6K.1.16+N	16
1700320013	D.C.6K.1.20+N	20
1700320014	D.C.6K.1.25+N	25
1700320015	D.C.6K.1.32+N	32
1700320016	D.C.6K.1.40+N	40
1700320017	D.C.6K.1.50+N	50
1700320018	D.C.6K.1.63+N	63

DISJ 2P 6KA



COD	REF	AMP (A)
1700320020	D.C.6K.2.06A	6
1700320021	D.C.6K.2.10A	10
1700320023	D.C.6K.2.20A	20

DISJ 3P 6KA



COD	REF	AMP (A)
1700320030	D.C.6K.3.06A	6
1700320032	D.C.6K.3.16A	16
1700320033	D.C.6K.3.20A	20
1700320038	D.C.6K.3.63A	63

DISJ 4P 6KA



COD	REF	AMP (A)
1700320040	D.C.6K.4.06A	6
1700320041	D.C.6K.4.10A	10
1700320042	D.C.6K.4.16A	16
1700320044	D.C.6K.4.25A	25
1700320045	D.C.6K.4.32A	32
1700320046	D.C.6K.4.40A	40
1700320047	D.C.6K.4.50A	50

CONTACTO AUXILIAR



CA.6K.OF



CA.6K.SD

COD	REF
17001000001	CA.6K.OF Contacto auxiliar de sinalização estado
17001000002	CA.6K.SD Contacto auxiliar de sinalização defeito

BOBINE DISPARO



COD	REF
17001000003	CA.6K.MX Bobine disparo por emissão corrente
17001000004	CA.6K.MN Bobine disparo por mínimo de tensão

INTERRUPTORES



COD	REF	NºP	VOLT (A)	AMP (A)
1700010002	I.1.040	1	250/415	40
1700010003	I.1.063	1	250/415	63
1700010004	I.1.080	1	250/415	80
1700010005	I.1.100	1	250/415	100
1700010010	I.2.025	2	250/415	25
1700010011	I.2.040	2	250/415	40
1700010012	I.2.063	2	250/415	63
1700010013	I.2.080	2	250/415	80
1700010014	I.2.100	2	250/415	100
1700010020	I.3.025	3	250/415	25
1700010021	I.3.040	3	250/415	40
1700010022	I.3.063	3	250/415	63
1700010023	I.3.080	3	250/415	80
1700010024	I.3.100	3	250/415	100
1700010030	I.4.025	4	250/415	25
1700010032	I.4.063	4	250/415	63
1700010033	I.4.080	4	250/415	80
1700010034	I.4.100	4	250/415	100

SINALIZADORES



COD	REF	COR
1700350004	SL.AZ	AZUL
1700350005	SL.BR	BRANCO

INTERRUPTORES DIFERENCIAIS



COD	REF	NºP	AMP (mA)	AMP (A)
1702310003	ID.AC.2.25.300	2	300	25
1702310004	ID.AC.2.40.300	2	300	40
1702310010	ID.AC.4.25.30	4	30	25
1702310011	ID.AC.4.25.300	4	300	25
1702310014	ID.AC.4.40.30	4	30	40

INTERRUPTOR HORÁRIO



COD	REF	
1700360001	IH.D.S.16	Horário digital semanal bat.

CAMPAINHA



COD	REF	VOLT (V)	WATT (W)
1700110002	C.M.12	12	5

PENTES



COD	REF	NºP
1700850002	PT.1P+N	1+N
1700850003	PT.2.P	2
1700850005	PT.4.P	4

CORTA CIRCUITOS



COD	REF	NºP	FUSE	AMP (A)
1700620002	B.F.C.10.38.2P	2	10x38	32
1700620021	B.F.C.22.58.2P	2	22x58	125
1700620003	B.F.C.10.38.3P	3	10x38	32
1700620004	B.F.C.10.38.4P	4	10x38	32
1700620013	B.F.C.14.51.4P	4	14x51	63
1700620023	B.F.C.22.58.4P	4	22x58	125

FUSÍVEIS CILINDRICOS



COD	REF	DxA (mm)	AMP (A)
1700640001	F.C.10.38-02	10x38	2
1700640002	F.C.10.38-04	10x38	4
1700640007	F.C.10.38-16	10x38	16
1700640008	F.C.10.38-20	10x38	20
1700640010	F.C.10.38-32	10x38	32
1700640024	F.C.14.51-25	14x51	25
1700640027	F.C.14.51-50	14x51	50
1700640040	F.C.22.58-10	22x58	10
1700640041	F.C.22.58-16	22x58	16
1700640042	F.C.22.58-20	22x58	20
1700640043	F.C.22.58-25	22x58	25
1700640050	F.C.22.58-125	22x58	125

FUSÍVEIS NH



COD	REF	AMP (A)
1340640003	Fusíveis NH00 80A	80
1340640005	Fusíveis NH00 160A	160
1340640006	Fusíveis NH1 80A	80
1340640007	Fusíveis NH1 125A	125
1340640008	Fusíveis NH1 160A	160
1340640009	Fusíveis NH1 200A	200
1340640010	Fusíveis NH2 315A	315
1340640011	Fusíveis NH2 355A	355
1340640012	Fusíveis NH3 315A	315
1340640013	Fusíveis NH3 355A	355
1340640014	Fusíveis NH3 400A	400
1340640015	Fusíveis NH3 500A	500

QUADROS MODULARES



COD	REF	
1700140010	QM. Encastrar	4
1700140005	QM. Saliente	18
1700140006	QM. Saliente	24
1700140007	QM. Saliente	36

FICHAS CEE



COD	REF	NºP	VOLT (V)	AMP (A)
1790030002	BTECH014	3+T	400	16
1790030005	BTECH024	3+T	400	32
1790030003	BTECH015	3+N+T	400	16



COD	REF	NºP	VOLT (V)	AMP (A)
1790030007	BTECH0341	3+T	400	63
1790030008	BTECH0351	3+N+T	400	63



COD	REF	NºP	VOLT (V)	AMP (A)
1790030012	BTECH223	2+T	230	32



COD	REF	NºP	VOLT (V)	AMP (A)
1790030011	BTECH215	3+N+T	400	16

FICHAS CEE



COD	REF	NºP	VOLT (V)	AMP (A)
1790030015	BTECH2341	3+T	400	63
1790030016	BTECH2351	3+N+T	400	63



COD	REF	NºP	VOLT (V)	AMP (A)
1790040004	BTECH223	2+T	230	32



COD	REF	NºP	VOLT (V)	AMP (A)
1790040002	BTECH114	3+T	400	16
1790040005	BTECH124	3+T	400	32
1790040006	BTECH125	3+N+T	400	32



COD	REF	NºP	VOLT (V)	AMP (A)
1790040007	BTECH13411	3+T	400	63
1790040008	BTECH1351	3+N+T	4700	63



COD	REF	NºP	VOLT (V)	AMP (A)
1790040009	BTECH314	3+T	400	16
1790040010	BTECH315	3+N+T	400	16

ILUMINAÇÃO FESTIVA



ROLO C/ 10mts 3 VIAS



COD

REF

1461010215	M10 3V LI	Mangueira Luminosa Laranja
------------	-----------	----------------------------

ROLO C/ 100mts 2 VIAS



COD

REF

1461010077R	M100 2V PT	Mangueira Luminosa Preto
-------------	------------	--------------------------

ROLO C/ 100mts 3 VIAS




COD

REF

1461010087R	M100 2V PT	Mangueira Luminosa Preto
1461010083R	M100 3V VD	Mangueira Luminosa Verde
1461010080R	M100 3V VM	Mangueira Luminosa Vermelho

ROLO C/ 10mts 3 VIAS LED



COD

REF

1461010350	MLED10 3V AZ	Mangueira LED Transp. Azul
1461010401	MLED10 3V AZ	Mangueira LED Transp. Azul

LED

ROLO C/ 50mts 2 VIAS LED



COD

REF

1461010472	MLED50 2V AZ	Mangueira LED Transp. Azul
1461010475	MLED50 2V VM	Mangueira LED Transp. Vermelho



ROLO C/ 50mts 3 VIAS LED



COD

REF

1461010482	MLED50 3V AZ	Mangueira LED Transp. Azul
1461010484	MLED50 3V VD	Mangueira LED Transp. Verde
1461010485	MLED50 3V VM	Mangueira LED Transp. Vermelho



ROLO C/ 100mts 3 VIAS LED



COD

REF

1461010380	MLED100 3V AZ	Mangueira LED Transp. Azul
1461010385	MLED100 3V VM	Mangueira LED Transp. Vermelho



ACESSÓRIOS MANG. LED



CNT LED



FNC-28

COD

REF

1460560020	CNT LED	Controlador P/ Mangueira de LEDs 3Vias C/8F P/30m
1460560040	CNT LED	Controlador P/ Mangueira de LEDs 3Vias C/8F P/50m
1460560041	FNC-18	Controlador P/ Mangueira de LEDs 3Vias C/8F P/100m
1460970020	FNC-28	Cabo Alimentação 230V C/ Kit de Lig.3Vias P/Mang.LEDs C/100m

ACESSÓRIOS MANG. LUMINOSA



COD	REF	
1460560013	FNC-S21	Controlador Fnc-S21 P/Mang. LUM.3Vias C/8F P/10m
1460560015	CNT LUM20	Controlador Fnc-S11 P/Mang. Lum.2Vias P/20m
1460560012	FNC-18	Controlador Fnc-18 P/Mang. Lum.2Vias C/8F P/100m
1460560014	FNC-28	Controlador Fnc-28 P/Mang. Lum.3Vias C/8F P/100m
1460970001	KIT 3V	Cabo Alimentação 230V C/ Kit de Lig.3Vias P/Mang.Lum.C/100m

ACESSÓRIOS



COD	REF	
1461370001	A11 3V	Derivação em T A11 P/Mang. Lum.3Vias
1460660001	A3 3V/UNI 3V	União A3 P/Mang.Lum.3Vias

SÉRIE VELAS



COD	REF	COR
1191011004	Yz6201 Vela Vermelha	Vermelho
1191011005	Yz6201 Vela Prateada	Prateado
1191011006	Yz6201 Vela Dourada	Dourado

SÉRIE LED's HL-TL900




COD	REF	COMPRIMENTO (m)
1461010325	200 LED's BR	10
461010321	100 LED's Multi	5
1461010326	200 LED's Multi	10
1461010331	30 LED's Multi	15
1461010322	100 LED's Az	5
1461010327	200 LED's Az	10
1461010332	300 LED's Az	15

SÉRIE BAGO DE ARROZ



COD	REF	COR
1461010150	24V 220L cabo transparente e lamp. transp. 10,5m	Tranparente
1461010155	24V 400L cabo verde e lamp. Color. 20m	Multi
1461010157	24V 220L cabo transparente e lamp. color 20m	Multi


REDE LUMINÓSA EM LED



COD	REF	LxA (m)
1461010451	Rede luminosa LED 200 lâmp. azul net light	1,2x2
1461010461	Rede luminosa LED 300 lâmp. azul net light	1,8x2

LED

DECORAÇÃO DE NATAL



COD	REF
1461030030	Bolas decorativas 6cm 6 pçs Douradas
1461030031	Bolas decorativas 6cm 6 pçs Prata
1461030032	Bolas decorativas 6cm 6 pçs Vermelha
1461030040	Bolas decorativas 6cm 6 pçs Douradas mate
1461030042	Bolas decorativas 6cm 6 pçs Vermelha mate
1461030051	Bolas decorativas 6cm 6 pçs Prata brilhante
1461030052	Bolas decorativas 6cm 6 pçs Vermelha brilhante
1461030060	Bolas decorativas 8cm 6 pçs Douradas
1461030061	Bolas decorativas 8cm 6 pçs Prata
1461030062	Bolas decorativas 8cm 6 pçs Vermelha
1461030063	Bolas decorativas 8cm 6 pçs Azul
1461030070	Bolas decorativas 8m 6 pçs Douradas mate
1461030072	Bolas decorativas 8cm 6 pçs Vermelha mate
1461030073	Bolas decorativas 8cm 6 pçs Azul mate
1461030090	Bolas decorativas 10cm 4 pçs Douradas
1461030091	Bolas decorativas 10cm 4 pçs Prata
1461030100	Bolas decorativas 10cm 4 pçs Douradas mate
1461030101	Bolas decorativas 10cm 4 pçs Prata mate
1461030111	Bolas decorativas 10cm 4 pçs Prata brilhante

DECORAÇÃO CONJUNTO DE NATAL

COD

COR



1461030152	Tubo decoração de natal 22 pcs	Vermelho
1461030160	Corrente perolas 8M	Dourado
1461030161	Corrente perolas 8M	Prateado
1461030162	Corrente perolas 8M	Vermelho
1461030140	Conj. dec. natal cx pvc c/12 bolas 6cm, estrela e fio 8m	Dourado
1461030142	Conj. dec. natal cx pvc c/12 bolas 6cm, estrela e fio 8m	Vermelho



A totalidade dos produtos apresentados no catálogo Blink Outlet, são produtos que por questões estratégicas da marca serão descontinuados e deixarão de fazer parte da gama.

Todos os modelos, acabamentos e potências, só poderão ser fornecidos enquanto existentes em stock. Em caso de rutura de stock, a Lumitek não garante fornecimentos futuros para luminária como também para os seus componentes ex: vidros, molas, etc.

As indicações, descrições e ilustrações constantes neste catálogo são válidas para os artigos em stock, e poderão ser alvo de alteração sem aviso prévio, pelo que aconselhamos que consulte o fornecedor habitual.

[BL_20_2019_Catalogo_Outlet_Blink](#)



www.blink.com.pt
info@blink.com.pt



www.blink.com.pt